





GAME MANAGEMENT & COMMON SENSE OFFICIATING

EMLOA



What is game management?

- Knowing the parameters of the game
- Communicating with your partner
- Controlling a physical game
- Handling ugly situations
- Anticipating what will happen next
- Officiating a lopsided game
- Handling a tough coach



Knowing the parameters of the game

- Before you go into a game, know what you are walking into.
 - Physical team, boisterous coach, lopsided game, rivalry game, previous history between teams.
- Pre-game is important!
 - Talk with your partner prior to start of game. He may inform you about teams/coaches that you don't know.
 - 7-P Rule...Positive Prior Planning Prevents Poor Performance.
 - Be aware of situations that may affect flow/outcome of game.



Pre-game with partner

- Share info regarding teams/coaches.
- Check field, nets, equipment and table area – be preventative!
- After coach certification, ask coach about any issues.
- Addressing any problems prior to them happening will help you in the long run.



In-game with partner

- Talk during time-outs and in-between periods about game flow and situations.
- Make it a point to talk about aggressive players and identify them.
- Talk about calling more fouls if game is physical.
- Don't lose control of game!



Controlling a physical game

- **CALL FOULS!** We have too many officials who like to “let ‘em play.” This can only lead to bad situations (i.e. retaliation fouls, fights).
- Call the big hits early and often.
- 2 or 3 minutes for a big, illegal hit or slash (remember – it’s not locked unless it’s unsportsmanlike, illegal equipment or spearing).
- When in doubt...throw the flag out!
- If you are lucky and have a good game with not a lot of penalties – keep it that way! Don’t make calls just to show that you are there.



Physical game (cont)

- Communicate to players during flow of game – but keep it low key (not yelling and not coaching). If they don't listen
 - “FLAG DOWN!”
 - “get the stick”
 - “stay off the back”
 - “let him run”




Handling ugly situations

- Shoving match – put both players in penalty area for 3 minutes, unnecessary roughness. They will serve full time due to simultaneous fouls.
- Can also use unsportsmanlike conduct (locked in)
- 2 unsportsmanlike penalties on one player = ejection, paperwork & call to assignor.
- Stay away from terms “fighting” and “intent to injure” unless absolutely necessary. Automatic ejection, paperwork & call.



Ugly situations (cont.)

- Fight – use fight mechanic in 2-man mechanics
- Stop everything and take your time to get the situation right
- Talk with coaches and explain
- Paperwork & phone call to assignor



Anticipating what will happen next

- Late hits after goal – trail official must be watching for this as if it will happen every time!
- Late hit on goalie during clear – everyone loves to hit the goalie...don't ball watch.
- Retaliation fouls – don't turn your back immediately after you blow your whistle. Get the player out of the middle of all the other players first.



Officiating a lopsided game

- Use advantage/disadvantage theory
- Team losing gets pushed/held on loose ball, make sure you give them the ball (or play-on).
- Close play on shot/end-line out of bounds...award to team losing.
- Questionable out of bounds...get the hint!
- Still must call personal fouls.
- Must protect team ahead from late hits or take-out checks.



Handling a tough coach

- A head coach allowed to question or argue calls, but they must do it appropriately.
- Is the coach's anger directed at you?
- Did the coach attack you personally or was he just angry at the call ("That was a lousy call" vs. "You suck.")
- Speaking to a coach calmly may diffuse the situation.
- Ignoring the situation may make it go away or may make it worse.



Handling a tough coach

- First step – ignore the coach if he is yelling at you...but if he is asking you a question, answer it with a brief, calm response:
 - “I didn’t see it that way coach”
 - “I’ll ask my partner” – Must get back to him



Handling a tough coach (cont.)

- Second step – warn the coach that his behavior is getting out of control and you may penalize him if this continues
 - Be calm when you speak
 - Keep it brief
 - You may skip this step if the coach is beyond being warned



Handling a tough coach (cont.)

- **Third step – Walk the ladder.**
 - Team possesses the ball – take the ball away by assessing a conduct foul on coach.
 - Behavior continues – team on defense...FLAG DOWN – 30 second conduct foul on coach.
 - Behavior continues – FLAG DOWN – 1 minute unsportsmanlike conduct, locked in penalty on coach. Calmly warn him that if he gets a second unsportsmanlike conduct penalty he will be ejected from the game.
 - Behavior continues – FLAG DOWN – 3 minutes unsportsmanlike conduct, locked in penalty on the coach. Ejected from game. Paperwork and phone call to assignor.